

## Through Hole Shielded Inductors - RCS1315B SERIES



### FEATURES

- Magnetically shielded construction and low leakage flux type .
- 7.5mm-pitch , 2 terminal fixed inductor .
- Lead free and RoHS compliant
- Ideal for use as choke coil for high current DC-DC circuit in all types of electronic instruments .

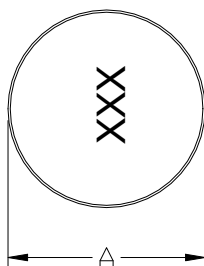
### PART NUMBERING SYSTEM

<b>RCS</b>	<b>1315B</b>	—	<b>221K</b>	—	<b>LF</b>
TYPE	DIMENSIONS		INDUCTANCE		LEAD FREE

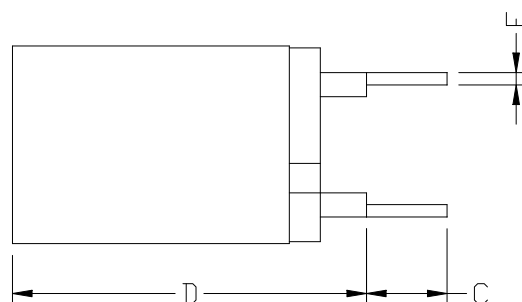
### SHAPES AND DIMENSIONS

UNIT : mm

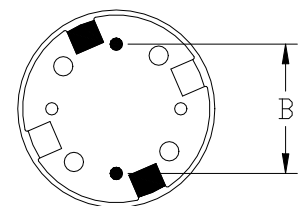
TOP VIEW



FRONT VIEW



BOTTOM VIEW



**A=13.5 Max. B=5.0 Ref. C=5.0 Ref. D=15.0 Max. E=0.7 Ref.**

## Through Hole Shielded Inductors - RCS1315B SERIES



### SPECIFICATION TABLE

PART NUMBER	INDUCTANCE ( $\mu$ H)	DCR ( $\Omega$ ) (Max.)	IDC ( A ) (Max.)	TEST FREQ. ( f )
RCS1315B-100K-LF	10 $\pm$ 10%	18.5m	7.50	1KHz
RCS1315B-120K-LF	15 $\pm$ 10%	19.3m	6.00	1KHz
RCS1315B-150K-LF	18 $\pm$ 10%	32.4m	5.50	1KHz
RCS1315B-180K-LF	22 $\pm$ 10%	34.4m	5.00	1KHz
RCS1315B-220K-LF	24 $\pm$ 10%	47.8m	4.80	1KHz
RCS1315B-270K-LF	27 $\pm$ 10%	60.8m	4.50	1KHz
RCS1315B-330K-LF	33 $\pm$ 10%	73.6m	4.00	1KHz
RCS1315B-390K-LF	39 $\pm$ 10%	80.1m	3.70	1KHz
RCS1315B-470K-LF	47 $\pm$ 10%	101.8m	3.50	1KHz
RCS1315B-560K-LF	56 $\pm$ 10%	115.3m	3.00	1KHz
RCS1315B-680K-LF	68 $\pm$ 10%	165.0m	2.70	1KHz
RCS1315B-820K-LF	82 $\pm$ 10%	182.5m	2.50	1KHz
RCS1315B-101K-LF	100 $\pm$ 10%	264.0m	2.20	1KHz
RCS1315B-121K-LF	120 $\pm$ 10%	293.4m	2.00	1KHz
RCS1315B-151K-LF	150 $\pm$ 10%	333.0m	1.80	1KHz
RCS1315B-181K-LF	180 $\pm$ 10%	364.4m	1.70	1KHz
RCS1315B-221K-LF	220 $\pm$ 10%	413.0m	1.50	1KHz
RCS1315B-331K-LF	330 $\pm$ 10%	580.0m	1.20	1KHz
RCS1315B-471K-LF	470 $\pm$ 10%	802.0m	1.10	1KHz
RCS1315B-561K-LF	560 $\pm$ 10%	890.0m	1.00	1KHz
RCS1315B-681K-LF	680 $\pm$ 10%	1.139	0.90	1KHz
RCS1315B-821K-LF	820 $\pm$ 10%	1.300	0.85	1KHz
RCS1315B-102K-LF	1000 $\pm$ 10%	1.975	0.80	1KHz

- Inductors tolerance K= $\pm$ 10% .
- DC current at which the inductance drops 10% (typ) from its value without current.
- Operating temperature range -25 $^{\circ}$ C to +105 $^{\circ}$ C ,
- Electrical specifications at 20 $^{\circ}$ C .